

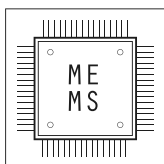
S5MA

MEMS

TILT METERS

INCLINOMETERS
& PENDULUMS





MEMS TILT METERS

The measurement of inclinations is essential for the control and security of the civil structures in elevation during the construction phase and in operation.

MEMS tilt meters monitor tilt changes in either one or two axial planes perpendicular to the surface of the base plate.


MEMS tilt meters are permanently installed to provide long term observation and are designed for manual readings or remote data acquisition by OMNIAlog system.

APPLICATIONS

- Bridges and piers
- Historical buildings
- Concrete dams
- Structural load testing
- Landslide monitoring
- Building safety along adjacent excavations
- Berms in open pit mines
- Retaining walls
- Ground subsidence

FEATURES

- Vertical and horizontal
- Uniaxial and biaxial versions
- Easy to install
- High performances
- Negligible dependence to the thermal factors
- Long-term stability
- High dynamic range
- Precision and durability
- Small dimensions and low visual impact

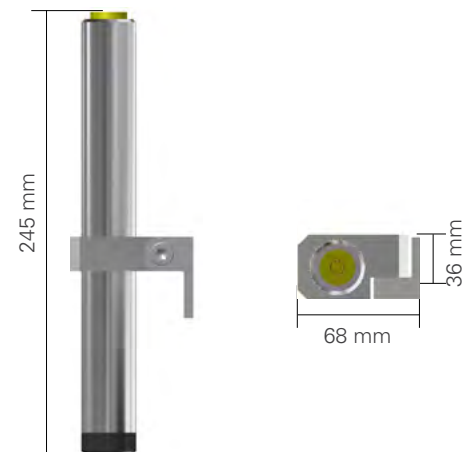

 Meet the essential requirements of the EMC Directive 2004/108/EC

TECHNICAL SPECIFICATIONS

	S541MA	S542MA	S521MA	S522MA
Sensor type	self-compensated MEMS inclinometer		self-compensated MEMS inclinometer	
Number of axes	uniaxial	biaxial	uniaxial	biaxial
Measuring range	$\pm 2.5^\circ, \pm 5^\circ, \pm 10^\circ$ ($\pm 15^\circ, \pm 30^\circ$ on request)		$\pm 5^\circ, \pm 10^\circ$	
Sensor sensitivity	0.0013° (4.68 arc-sec)		0.0013° (4.68 arc-sec)	
Total accuracy (linearity + hysteresis + repeatability)	< 0.20% FS (with linear polynomial) < 0.10% FS (with 3 rd degree polynomial)		< 0.20% FS (with linear polynomial) < 0.10% FS (with 3 rd degree polynomial)	
Thermal drift	± 0.005 %FS / °C		± 0.005 %FS / °C	
Excitation voltage	from 18 to 30 Vdc		from 18 to 30 Vdc	
Signal output	4-20 mA (current loop)		4-20 mA (current loop)	
Temperature operating range	from -30°C to +70°C		from -30°C to +70°C	
BUILT-IN THERMISTOR				
Measuring range	from -50°C to +150°C		from -50°C to +150°C	
Accuracy	0.5 °C		0.5 °C	
SIGNAL CABLE				
	0WE104SG0ZH	0WE106IP0ZH	0WE104SG0ZH	0WE1060LSZH
Max. cable length to datalogger	1000 m (for more information see FAQ#77) ⁽¹⁾		1000 m (for more information see FAQ#77) ⁽¹⁾	

(1) refer to FAQ section on Sisgeo website: www.sisgeo.com/faq

DIMENSIONS AND MATERIALS



MODELS	S541MA, S542MA	S521MA, S522MA
Housing dimensions (LxWxH)	66x60x48 mm	Ø 30x245 mm
Fixing support	aluminium plate, 120x60x4 mm	stainless steel, 36x68x45 mm
Overall dimension (LxWxH)	120x60x52 mm	36x68x245 mm
Material	aluminium	stainless steel
Protection	IP67	IP68 (2.0 MPa)

ACCESSORIES AND SPARE PARTS

OS540AP3D00

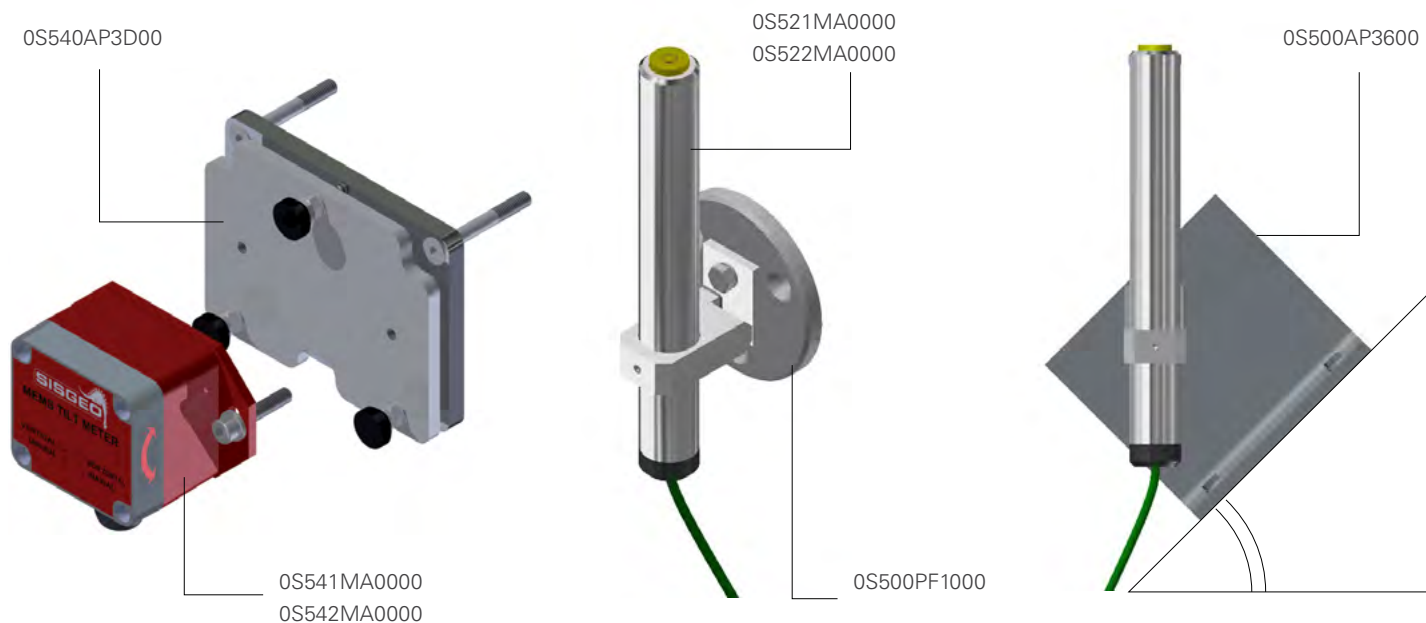
Fine adjustment plate for S541MA and S542MA tilt meters, especially recommended for the small ranges ($\pm 2.5^\circ$ and $\pm 5^\circ$). Working on three knobs, you can set the tilt meter at the vertical position. The adjustment plate may be used both vertically and horizontally. Dimensions 120x90x19 mm.

OS500PF1000

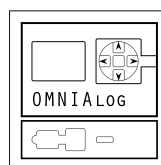
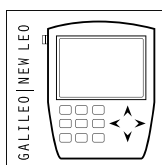
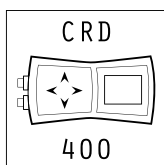
Stainless steel circular plate with three anchors for S521MA and S522MA wall mounting
Overall diameter: 100mm

OS500AP3600

Adjustment plate for installation of S541MA, S542MA, S521MA and S522MA tilt meters onto sloped surface. It consists of a galvanized iron bracket with overall dimension 130x140x65 mm.



READABLE BY



For further information refer to their own datasheets

All the information in this document is the property of Sisgeo S.r.l. and should not be used without permission from Sisgeo S.r.l.
We reserve the right to change our product without prior notice.

SISGEO S.R.L.

VIA F. SERPERO 4/F1
20060 MASATE (MI) ITALY
PHONE +39 02 95764130
FAX +39 02 95762011
INFO@SISGEO.COM

ADDITIONAL SUPPORT

SISGEO offers on-line assistance service to the Customers in order to maximize the performance of the system and training on the correct use of the instrument/readout.

For more information contact mail: assistance@sisgeo.com